



How to Create a **PRACTICE** Test Session

TA View

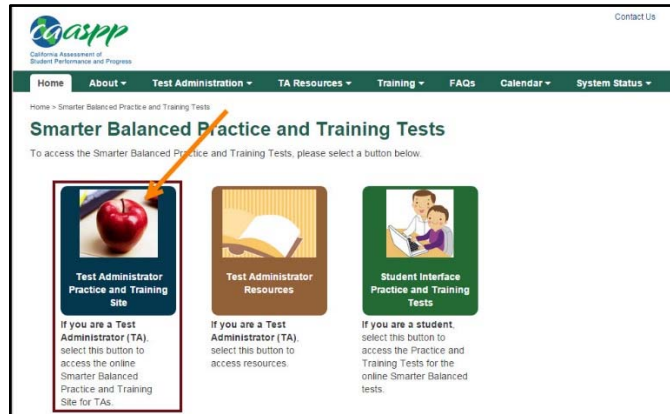
2014-15

1. Go to www.caaspp.org

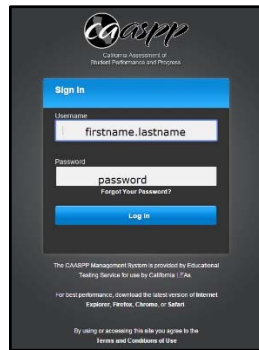
2. Click Practice & Training Tests



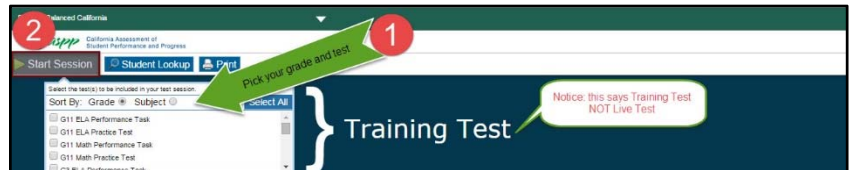
3. It will take you here. Click the Test Administrator Practice and Training Site



3. It will take you here. Log in.



5. Pick Grade and test and then click start session.



7. This is the training session ID your students will need to log in. Write it on the board where all your students can see it.

